

PROTECT AND SURVIVE

FOREWORD

IF THE COUNTRY WERE EVER FACED WITH AN IMMEDIATE THREAT OF NUCLEAR WAR, A COPY OF THIS BOOKLET WOULD BE DISTRIBUTED TO EVERY HOUSEHOLD AS PART OF A PUBLIC INFORMATION CAMPAIGN WHICH WOULD INCLUDE ANNOUNCEMENTS ON TELEVISION AND RADIO AND IN THE PRESS. THE BOOKLET HAS BEEN DESIGNED FOR FREE AND GENERAL DISTRIBUTION IN THAT EVENT. IT IS FOR THOSE WHO WISH TO KNOW WHAT THEY WOULD BE ADVISED TO DO AT SUCH A TIME



CHALLENGE TO SURVIVAL

Everything within a certain distance of a nuclear explosion will be totally destroyed. Even people living outside this area will be in danger from—

Heat and Blast Fall-Out

Heat and Blast

The heat and blast are so severe that they can kill, and destroy buildings, for up to 5 miles from the explosion. Beyond that, there can be severe damage.



Fall-out

The radiation from fall-out dust is dangerous. it cannot be seen or felt. Exposure to it can cause sickness and death. If the dust fell on your home, the radiation would be a danger to you and your family for many days. Radiation can penetrate any material, but it's intensity is reduced as it passes through—so the thicker and denser the material, the better.



PLANNING FOR SURVIVAL


Stay at Home

If you move away the authority in your new area will not help you with accomodation or food or other essentials. If you leave, your local authority may need to take your empty house for others to use.

SO STAY AT HOME.

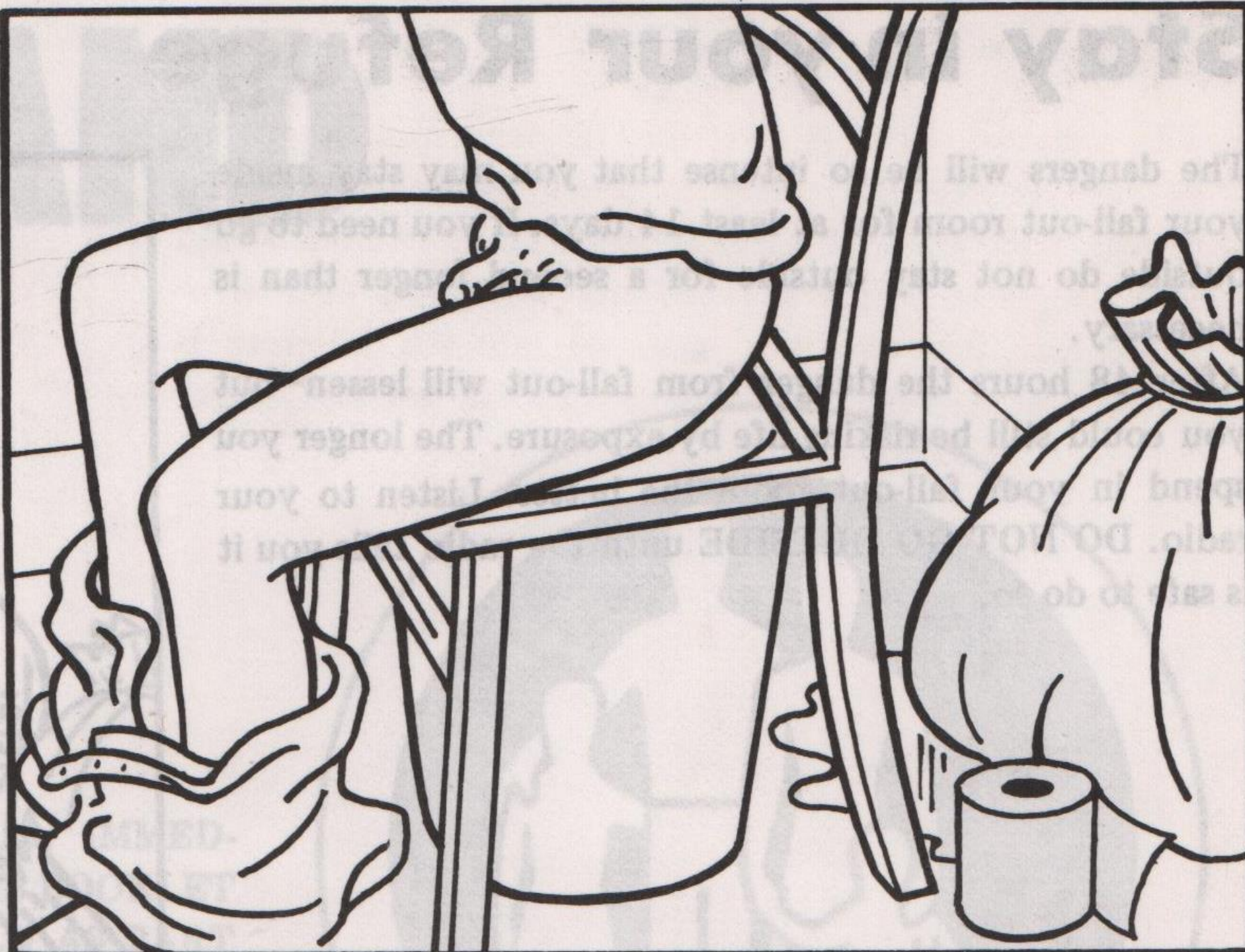
Plan a Fall-out Room

The first priority is shelter from fall-out. Make a fall-out room. You and your family may need to live here for 14 days, without leaving it. Make it as safe as you can and equip it for survival. You will need to block up all openings. Coat windows with emulsion paint. Keep buckets of water ready. Make the outside walls thicker with timber, boxes of earth, books, bedding and furniture might all be used.



Sanitation

You will need special sanitation arrangements because there will be no water to waste in lavatories. You will need: containers such as polythene buckets, fitted with covers and if possible improvised seats, strong disinfectant and toilet paper.



PROTECT AND SURVIVE

What to do after the Attack:

After a nuclear attack you will have a short period to do essential tasks—Do not smoke. Go round the house putting out any small fires. If there is structural damage do minor jobs to keep out weather. Check that you have your survival kit at hand.



Stay in your Refuge


The dangers will be so intense that you may stay inside your fall-out room for at least 14 days. If you need to go outside do not stay outside for a second longer than is necessary.

After 48 hours the danger from fall-out will lessen—but you could still be risking life by exposure. The longer you spend in your fall-out room the better. Listen to your radio. **DO NOT GO OUTSIDE** until the radio tells you it is safe to do so.



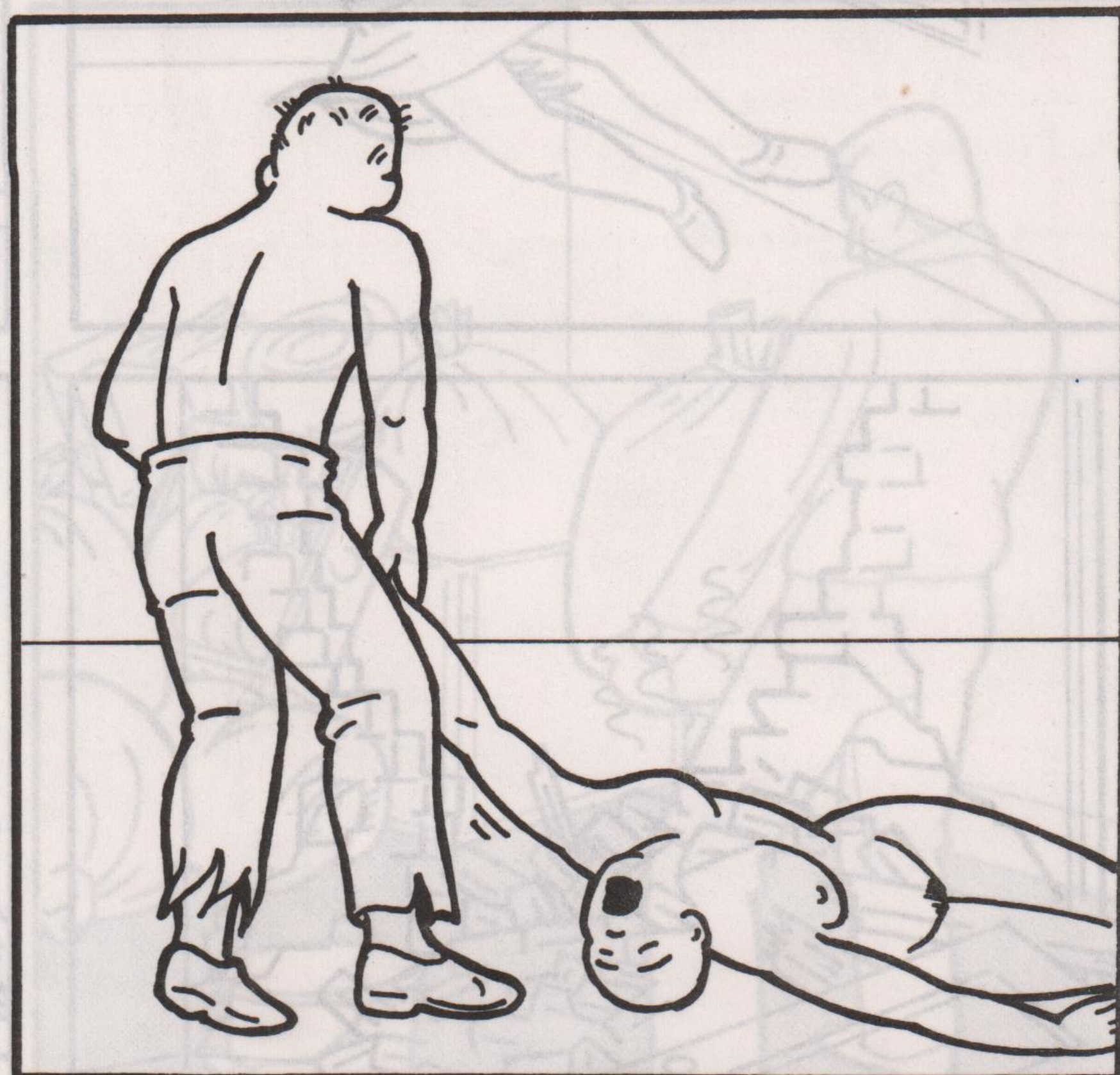
Later on

Visits outside the house may at first be limited to a few minutes for essential duties. Listen to your radio for information about the services and facilities available.



Casualties

You may have casualties, which you will have to care for, perhaps for days, without help. Be sure you have your survival kit. If a death occurs place the body in another room and cover it securely. If you receive no instructions within five days bury the body as soon as it is safe to go out, and mark the spot.



On hearing the ALL-CLEAR

This means there is no longer an *immediate* danger and you may resume normal activities.

PASCAL: '*Le dernier acte est sanglant, quelque belle que soit la comédie en tout le reste.*' — 'The last act is bloody, no matter how charming the rest of the play was.'

Text taken from the government pamphlet *Protect and Survive*. Illustrations by Cliff Harper.